

MARKET ACTION REPORT

MLS Area: *Glenview Golf*

July 2010

ART WILSON
 BROKER ASSOCIATE
 847-363-1599
 WWW.NorthShoreHomesOnline.com
 ART.WILSON@CBEXCHANGE.COM



Price Range: All | Properties: Single Family - Condo - TwnHm

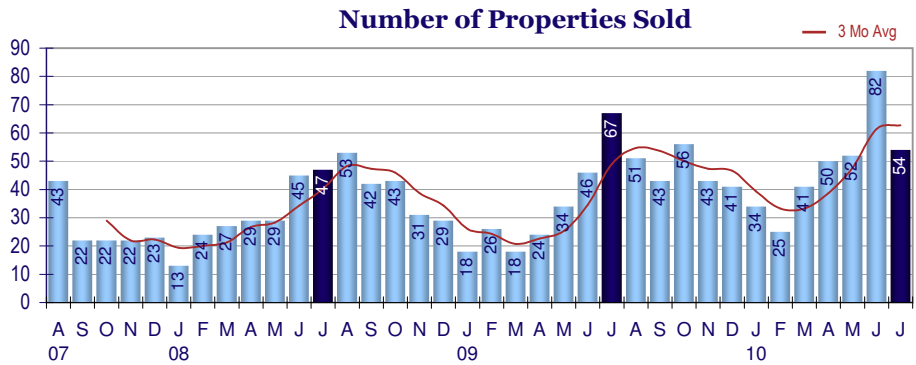
Market Profile & Trends Overview

	Month	Trending versus*:				YTD	Trending versus*:	
		LM	L3M	PYM	LY		Prior YTD	Prior Year
Median List Price of all Current Listings	\$489,500	↔		↓				
Average List Price of all Current Listings	\$618,628	↑		↓				
July Median Sales Price	\$447,500	↓	↑	↑	\$405,500	↑	↑	
July Average Sales Price	\$510,882	↓	↔	↑	\$491,796	↑	↑	
Total Properties Currently for Sale (Inventory)	602	↓		↓				
July Number of Properties Sold	54	↓		↓	338	↑		
July Average Days on Market (Solds)	130	↑	↑	↑	123	↑	↑	
July Month's Supply of Inventory	11.1	↑	↑	↓	14.2	↓	↓	
July Sale Price vs List Price Ratio	86.2%	↔	↑	↑	85.3%	↑	↑	

* LM=Last Month / L3M=Last 3 Months / PYM=Same Month Prior Year / LY=Last Year (2009) / YTD = Year-to-date | Arrows indicate if Month / YTD values are higher (up), lower (down) or unchanged (flat)

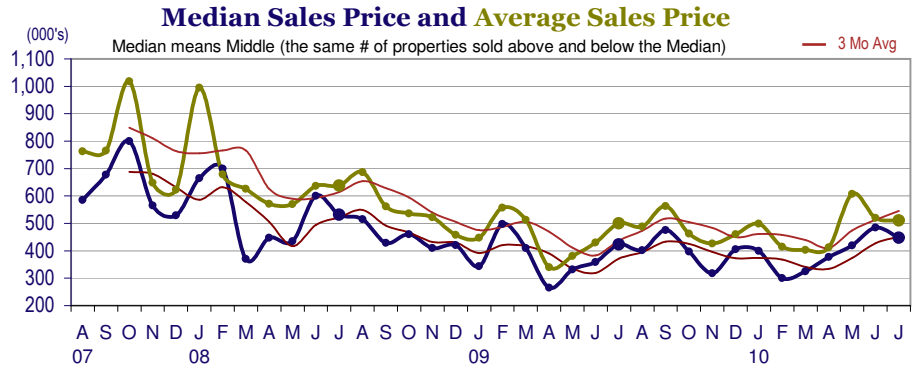
Property Sales

July Property sales were 54, down -19.4% from 67 in July of 2009 and -34.1% lower than the 82 sales last month. July 2010 sales were at a mid level compared to July of 2009 and 2008. July YTD sales of 338 are running 45.1% ahead of last year's year-to-date sales of 233.



Prices

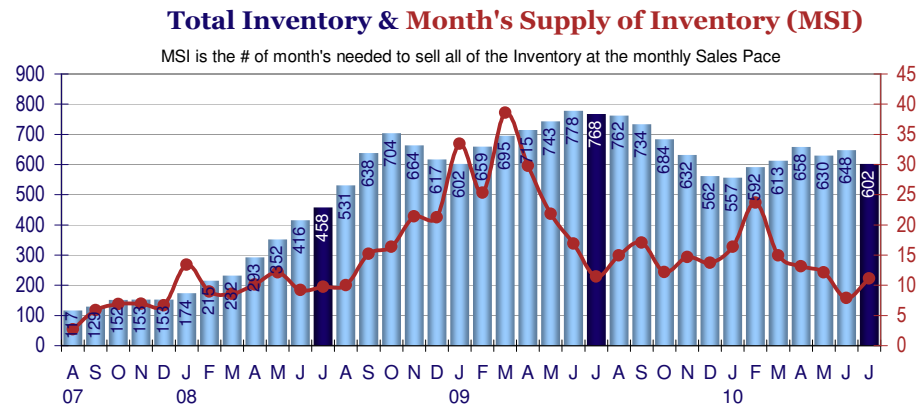
The Median Sales Price in July was \$447,500, up 5.9% from \$422,500 in July of 2009 and down -7.7% from \$485,000 last month. The Average Sales Price in July was \$510,882, up 2.2% from \$499,899 in July of 2009 and down -1.7% from \$519,665 last month. July 2010 ASP was at a mid range compared to July of 2009 and 2008.



Inventory & MSI

The Total Inventory of Properties available for sale as of July was 602, down -7.1% from 648 last month and down -21.6% from 768 in July of last year. July 2010 Inventory was at a mid level compared with July of 2009 and 2008.

A comparatively lower MSI is more beneficial for sellers while a higher MSI is better for buyers. The July 2010 MSI of 11.1 months was at a mid level compared with July of 2009 and 2008.



MLS Area: *Glenview Golf*

ART WILSON
 BROKER ASSOCIATE
 847-363-1599
 WWW.NorthShoreHomesOnline.com
 ART.WILSON@CBEXCHANGE.COM

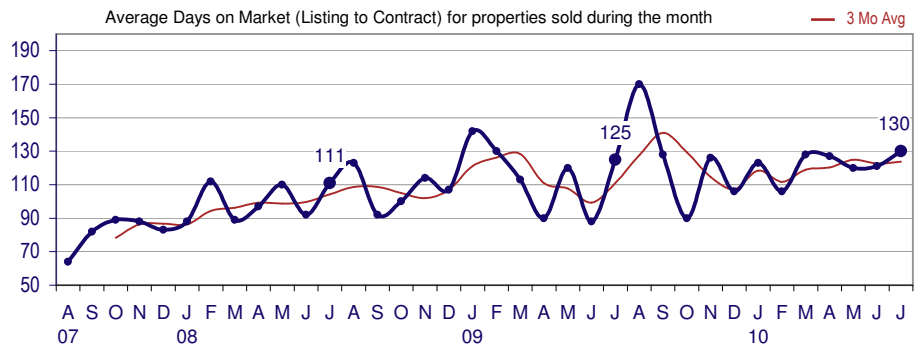


Price Range: All | Properties: Single Family - Condo - TwnHm

Market Time

The average Days On Market (DOM) shows how many days the average Property is on the market before it sells. An upward trend in DOM tends to indicate a move towards more of a Buyer's market, a downward trend a move towards more of a Seller's market. The DOM for July was 130, up 7.4% from 121 days last month and up 4.0% from 125 days in July of last year. The July 2010 DOM was at a mid level compared with July of 2009 and 2008.

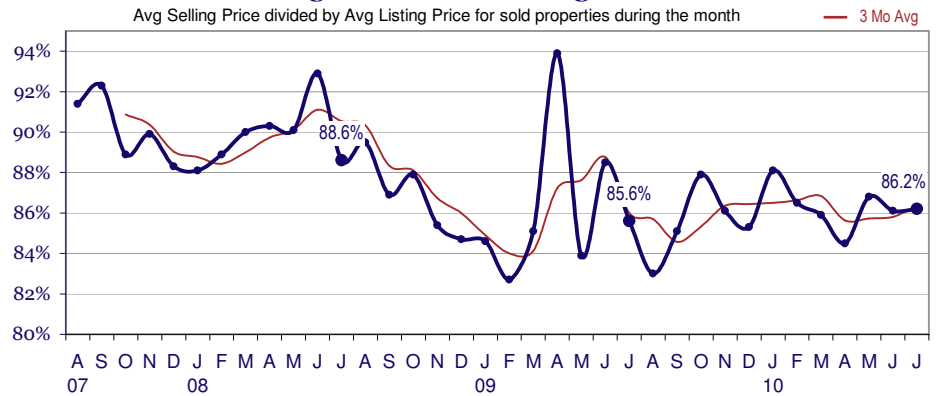
Days On Market for Sold Properties



Selling Price vs Original Listing Price

The Selling Price vs Original Listing Price reveals the average amount that Sellers are agreeing to come down from their original list price. The lower the ratio is below 100% the more of a Buyer's market exists, a ratio at or above 100% indicates more of a Seller's market. The July 2010 Selling Price vs Original List Price of 86.2% was up from 86.1% last month and up from 85.6% in July of last year.

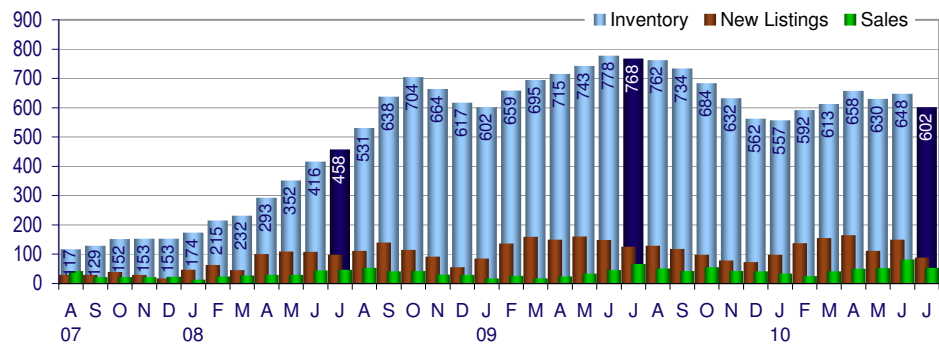
Selling Price versus Listing Price Ratio



Inventory / New Listings / Sales

This last view of the market combines monthly inventory of Properties for sale along with New Listings and Sales. The graph shows the basic annual seasonality of the market as well as the relationship between these items. The number of New Listings in July 2010 was 89, down -40.7% from 150 last month and down -29.4% from 126 in July of last year.

Inventory / New Listings / Sales



Copyright © Coldwell Banker Residential Brokerage | Price Range: All | Property Types: Single Family - Condo - TwnHm

Data is provided courtesy of Midwest Real Estate Data, LLC, MetroMLS and may not reflect all relevant real estate activity. Coldwell Banker Residential Brokerage does not warrant or guarantee the accuracy of this information. It is the responsibility of any buyer or seller to verify any and all information relevant to such consumer's real estate transaction.

Inventory / Listings / Sales

MLS Area: *Glenview Golf*

July 2010

ART WILSON

BROKER ASSOCIATE

847-363-1599

WWW.NorthShoreHomesOnline.com

ART.WILSON@CBEXCHANGE.COM

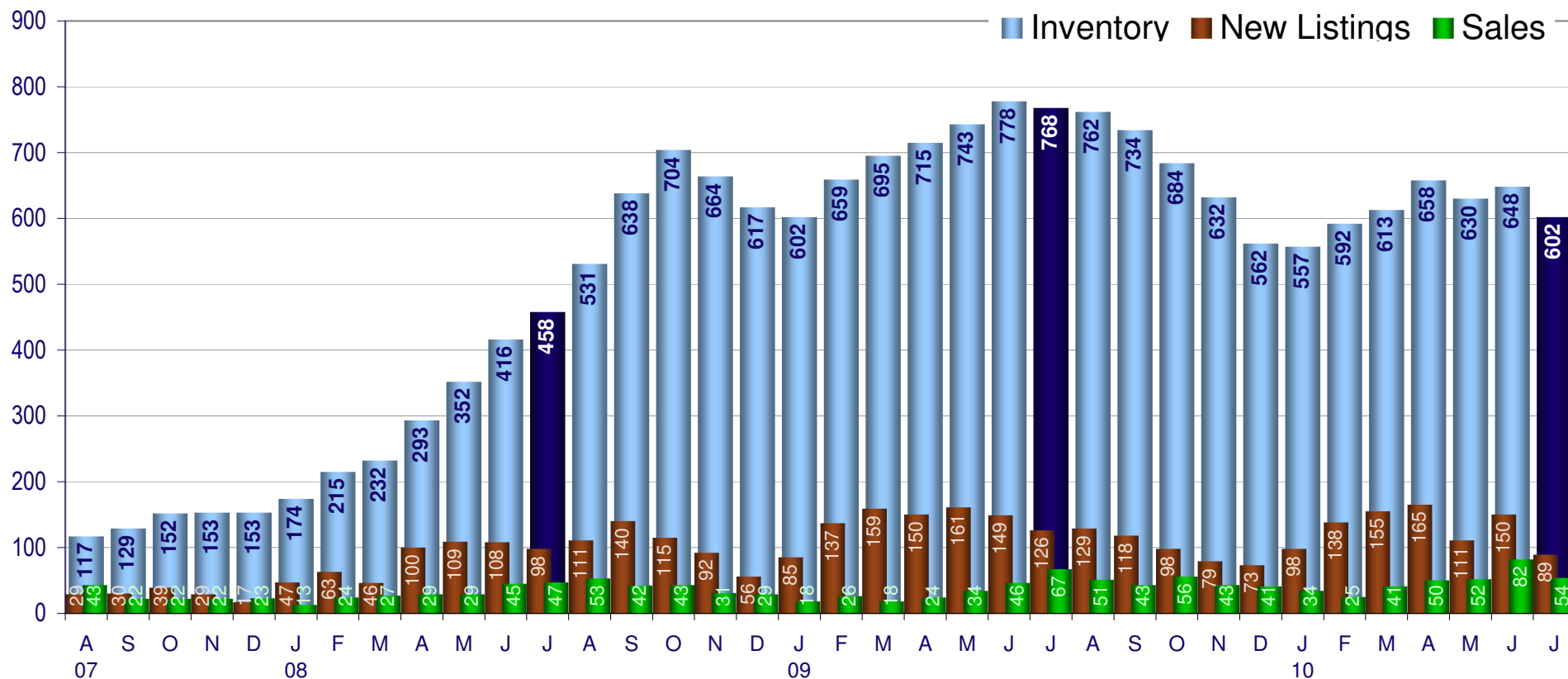


RESIDENTIAL BROKERAGE

Price Range: All | Properties: Single Family - Condo - TwnHm

Inventory / New Listings / Sales

This last view of the market combines monthly inventory of Properties for sale along with New Listings and Sales. The graph shows the basic annual seasonality of the market as well as the relationship between these items. The number of New Listings in July 2010 was 89, down -40.7% from 150 last month and down -29.4% from 126 in July of last year.



Copyright © Coldwell Banker Residential Brokerage | Price Range: All | Property Types: Single Family - Condo - TwnHm

Data is provided courtesy of Midwest Real Estate Data, LLC, MetroMLS and may not reflect all relevant real estate activity. Coldwell Banker Residential Brokerage does not warrant or guarantee the accuracy of this information. It is the responsibility of any buyer or seller to verify any and all information relevant to such consumer's real estate transaction.