

MLS Area: *Glenview Golf*

**ART WILSON**  
 BROKER ASSOCIATE  
 847-363-1599  
 WWW.NorthShoreHomesOnline.com  
 ART.WILSON@CBEXCHANGE.COM



Price Range: All | Properties: Single Family - Condo - TwnHm

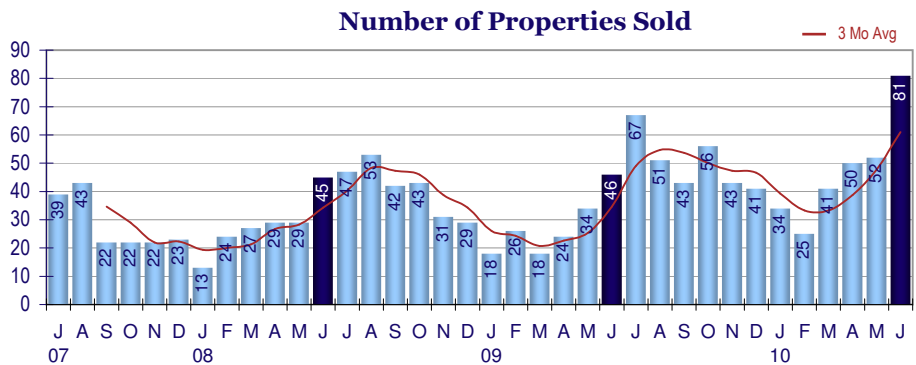
## Market Profile & Trends Overview

	Month	Trending versus*:				YTD	Trending versus*:	
		LM	L3M	PYM	LY		Prior YTD	Prior Year
Median List Price of all Current Listings	\$479,900	↓		↓				
Average List Price of all Current Listings	\$603,710	↓		↓				
June Median Sales Price	\$488,000	↑	↑	↑	\$399,900	↑	↑	
June Average Sales Price	\$520,969	↓	↑	↑	\$488,429	↑	↑	
Total Properties Currently for Sale (Inventory)	640	↑		↓				
June Number of Properties Sold	81	↑		↑	283	↑	↑	
June Average Days on Market (Solds)	120	↔	↓	↔	121	↑	↑	
June Month's Supply of Inventory	7.9	↓	↓	↓	14.7	↓	↓	
June Sale Price vs List Price Ratio	86.1%	↓	↑	↓	85.3%	↔	↑	

\* LM=Last Month / L3M=Last 3 Months / PYM=Same Month Prior Year / LY=Last Year (2009) / YTD = Year-to-date | Arrows indicate if Month / YTD values are higher (up), lower (down) or unchanged (flat)

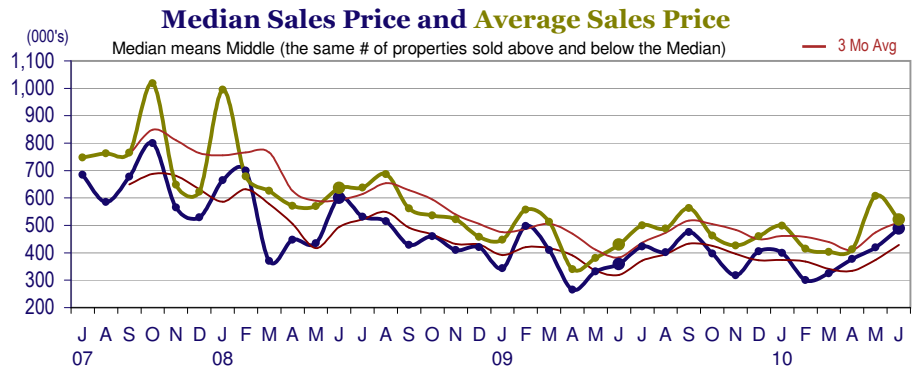
## Property Sales

June Property sales were 81, up 76.1% from 46 in June of 2009 and 55.8% higher than the 52 sales last month. June 2010 sales were at their highest level compared to June of 2009 and 2008. June YTD sales of 283 are running 70.5% ahead of last year's year-to-date sales of 166.



## Prices

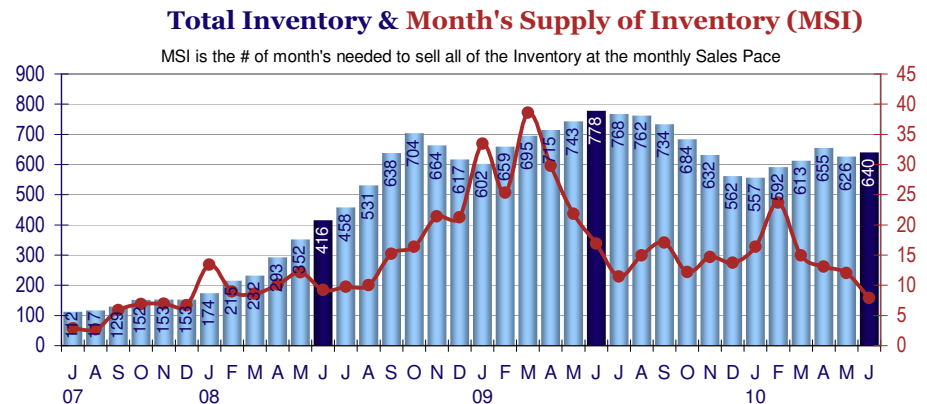
The Median Sales Price in June was \$488,000, up 36.0% from \$358,750 in June of 2009 and up 16.2% from \$420,000 last month. The Average Sales Price in June was \$520,969, up 21.0% from \$430,466 in June of 2009 and down -14.2% from \$607,158 last month. June 2010 ASP was at a mid range compared to June of 2009 and 2008.



## Inventory & MSI

The Total Inventory of Properties available for sale as of June was 640, up 2.2% from 626 last month and down -17.7% from 778 in June of last year. June 2010 Inventory was at a mid level compared with June of 2009 and 2008.

A comparatively lower MSI is more beneficial for sellers while a higher MSI is better for buyers. The June 2010 MSI of 7.9 months was at its lowest level compared with June of 2009 and 2008.



MLS Area: *Glenview Golf*

**ART WILSON**  
 BROKER ASSOCIATE  
 847-363-1599  
 WWW.NorthShoreHomesOnline.com  
 ART.WILSON@CBEXCHANGE.COM

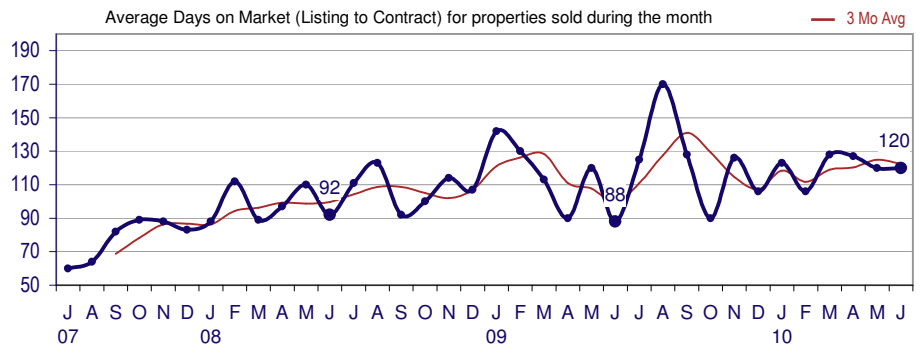


Price Range: All | Properties: Single Family - Condo - TwnHm

## Market Time

The average Days On Market (DOM) shows how many days the average Property is on the market before it sells. An upward trend in DOM tends to indicate a move towards more of a Buyer's market, a downward trend a move towards more of a Seller's market. The DOM for June was 120, equal to 120 days last month and up 36.4% from 88 days in June of last year. The June 2010 DOM was at a mid level compared with June of 2009 and 2008.

## Days On Market for Sold Properties



## Selling Price vs Original Listing Price

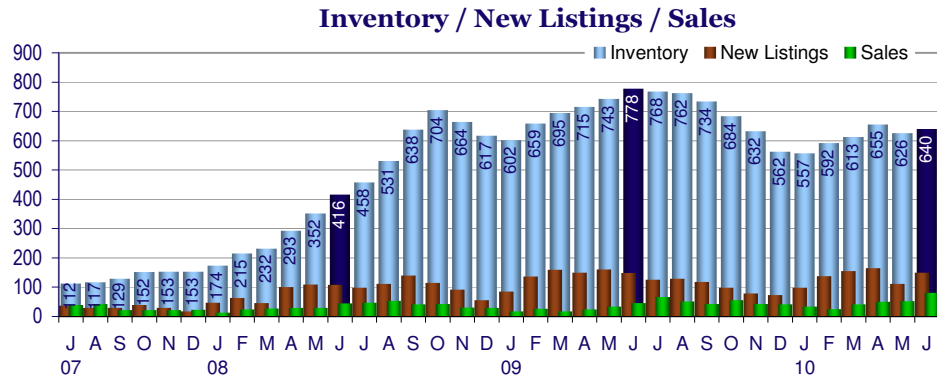
The Selling Price vs Original Listing Price reveals the average amount that Sellers are agreeing to come down from their original list price. The lower the ratio is below 100% the more of a Buyer's market exists, a ratio at or above 100% indicates more of a Seller's market. The June 2010 Selling Price vs Original List Price of 86.1% was down from 86.8% last month and down from 88.5% in June of last year.

## Selling Price versus Listing Price Ratio



## Inventory / New Listings / Sales

This last view of the market combines monthly inventory of Properties for sale along with New Listings and Sales. The graph shows the basic annual seasonality of the market as well as the relationship between these items. The number of New Listings in June 2010 was 150, up 35.1% from 111 last month and up 0.7% from 149 in June of last year.



Copyright © Coldwell Banker Residential Brokerage | Price Range: All | Property Types: Single Family - Condo - TwnHm

Data is provided courtesy of Midwest Real Estate Data, LLC, MetroMLS and may not reflect all relevant real estate activity. Coldwell Banker Residential Brokerage does not warrant or guarantee the accuracy of this information. It is the responsibility of any buyer or seller to verify any and all information relevant to such consumer's real estate transaction.

# Inventory / Listings / Sales

MLS Area: *Glenview Golf*

June 2010

**ART WILSON**

BROKER ASSOCIATE

847-363-1599

WWW.NorthShoreHomesOnline.com

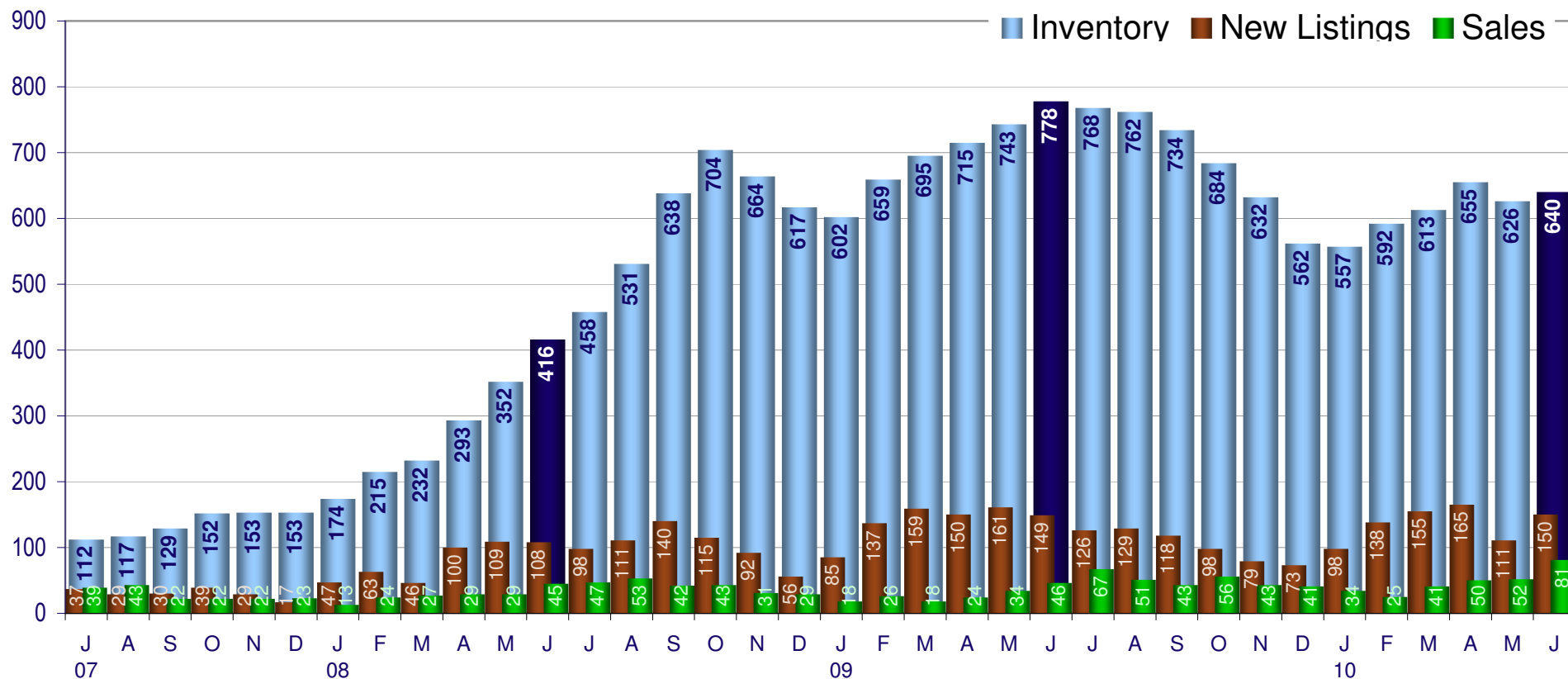
ART.WILSON@CBEXCHANGE.COM



Price Range: All | Properties: Single Family - Condo - TwnHm

## Inventory / New Listings / Sales

This last view of the market combines monthly inventory of Properties for sale along with New Listings and Sales. The graph shows the basic annual seasonality of the market as well as the relationship between these items. The number of New Listings in June 2010 was 150, up 35.1% from 111 last month and up 0.7% from 149 in June of last year.



Copyright © Coldwell Banker Residential Brokerage | Price Range: All | Property Types: Single Family - Condo - TwnHm

Data is provided courtesy of Midwest Real Estate Data, LLC, MetroMLS and may not reflect all relevant real estate activity. Coldwell Banker Residential Brokerage does not warrant or guarantee the accuracy of this information. It is the responsibility of any buyer or seller to verify any and all information relevant to such consumer's real estate transaction.