

MLS Area: Deerfield, Bannockburn, Riverwoods



ART WILSON
 Broker, Realtor
 847-363-1599
 www.NorthShoreHomesOnline.com
 Art.Wilson@cbexchange.com



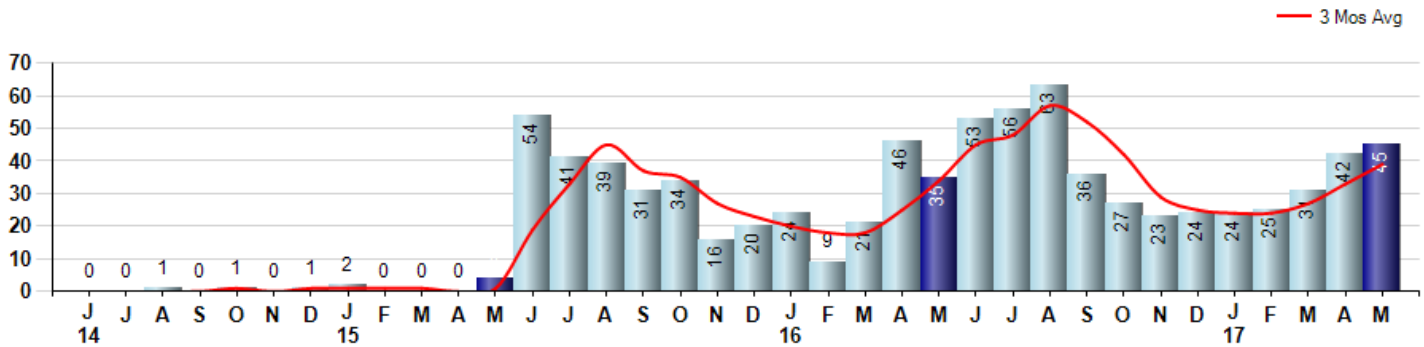
Price Range: 0 to 999999999 | Properties: Single Family Home, Townhome, Condo

Market Profile & Trends Overview	Month	Trending Versus*:				YTD	Trending Versus*:	
		LM	L3M	PYM	LY		PriorYTD	PriorYear
Median List Price of all Current Listings	\$725,000	↓		↑				
Average List Price of all Current Listings	\$862,090	↓		↑				
May Median Sales Price	\$464,000	↓	↓	↑	↑	\$485,000	↑	↑
May Average Sales Price	\$522,024	↓	↓	↑	↑	\$538,817	↑	↑
Total Properties Currently for Sale (Inventory)	279	↑		↑				
May Number of Properties Sold	45	↑		↑		167	↑	
May Average Days on Market (Solds)	31	↓	↓	↓	↓	61	↓	↓
May Month's Supply of Inventory	6.2	↑	↓	↓	↓	7.2	↓	↓
May Sale Price vs List Price Ratio	96.6%	↑	↑	↑	↑	93.9%	↑	↑

* LM=Last Month / L3M=Last 3 Months / PYM=Same Month Prior Year / LY=Last Year / YTD = Year-to-date

Property Sales

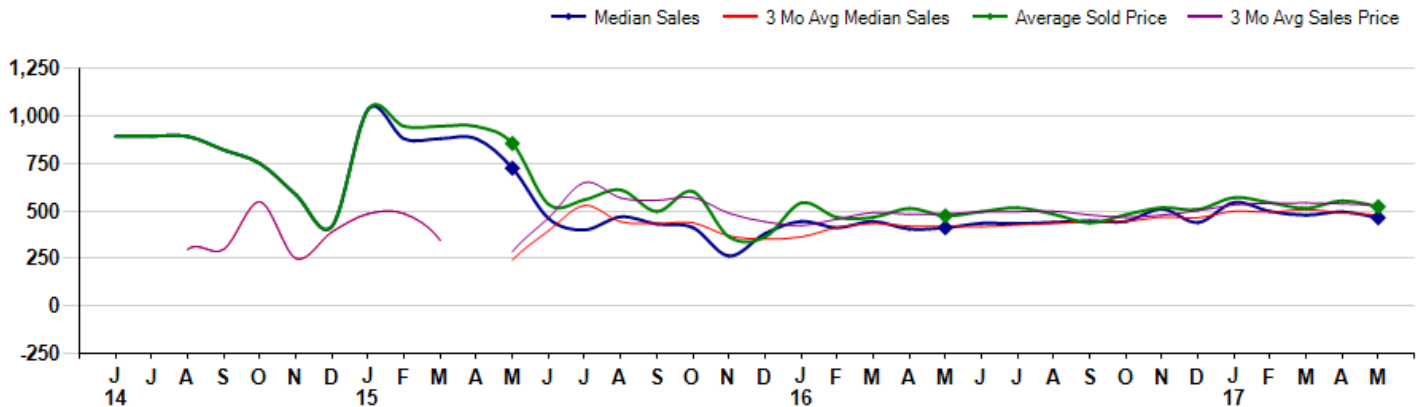
May Property sales were 45, up 28.6% from 35 in May of 2016 and 7.1% higher than the 42 sales last month. May 2017 sales were at their highest level compared to May of 2016 and 2015. May YTD sales of 167 are running 23.7% ahead of last year's year-to-date sales of 135.



Prices

The Median Sales Price in May was \$464,000, up 12.8% from \$411,500 in May of 2016 and down -6.4% from \$495,625 last month. The Average Sales Price in May was \$522,024, up 10.1% from \$474,091 in May of 2016 and down -5.7% from \$553,866 last month. May 2017 ASP was at a mid range compared to May of 2016 and 2015.

Median means Middle (the same # of properties sold above and below Median) (000's)



© 2017 Coldwell Banker Real Estate LLC. All Rights Reserved. Coldwell Banker Residential Brokerage fully supports the principles of the Fair Housing Act and the Equal Opportunity Act. Coldwell Banker Residential Brokerage is operated by a subsidiary of NRT LLC. Coldwell Banker and the Coldwell Banker Logo are registered service marks owned by Coldwell Banker Real Estate LLC.

Based on information from Midwest Real Estate Data LLC for the period 6/1/2014 through 5/31/2017. Due to MLS reporting methods and allowable reporting policy, this data is only informational and may not be completely accurate. Therefore, Coldwell Banker Residential Brokerage does not guarantee the data accuracy. Data maintained by the MLS's may not reflect all real estate activity in the market.



MLS Area: Deerfield, Bannockburn, Riverwoods



ART WILSON

Broker, Realtor

847-363-1599

www.NorthShoreHomesOnline.com

Art.Wilson@cbexchange.com



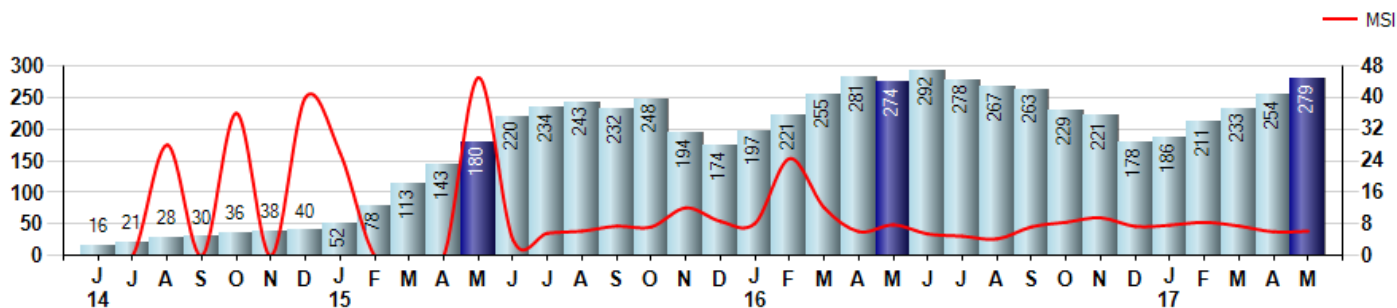
Price Range: 0 to 999999999 | Properties: Single Family Home, Townhome, Condo

Inventory & MSI

The Total Inventory of Properties available for sale as of May was 279, up 9.8% from 254 last month and up 1.8% from 274 in May of last year. May 2017 Inventory was at highest level compared to May of 2016 and 2015.

A comparatively lower MSI is more beneficial for sellers while a higher MSI is better for buyers. The May 2017 MSI of 6.2 months was at its lowest level compared with May of 2016 and 2015.

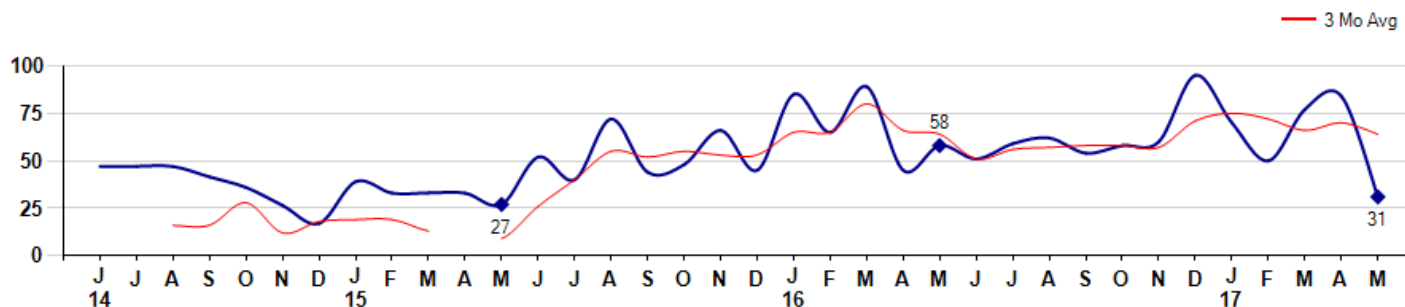
MSI is the # of months needed to sell all of the Inventory at the monthly Sales Pace



Market Time

The average Days On Market(DOM) shows how many days the average Property is on the Market before it sells. An upward trend in DOM tends to indicate a move towards more of a Buyer's market, a downward trend a move towards more of a Seller's market. The DOM for May was 31, down -63.1% from 84 days last month and down -46.6% from 58 days in May of last year. The May 2017 DOM was at a mid range compared with May of 2016 and 2015.

Average Days on Market(Listing to Contract) for properties sold during the month



© 2017 Coldwell Banker Real Estate LLC. All Rights Reserved. Coldwell Banker Residential Brokerage fully supports the principles of the Fair Housing Act and the Equal Opportunity Act. Coldwell Banker Residential Brokerage is operated by a subsidiary of NRT LLC. Coldwell Banker and the Coldwell Banker Logo are registered service marks owned by Coldwell Banker Real Estate LLC.

Based on information from Midwest Real Estate Data LLC for the period 6/1/2014 through 5/31/2017. Due to MLS reporting methods and allowable reporting policy, this data is only informational and may not be completely accurate. Therefore, Coldwell Banker Residential Brokerage does not guarantee the data accuracy. Data maintained by the MLS's may not reflect all real estate activity in the market.



*MLS Area: Deerfield,
Bannockburn, Riverwoods*



ART WILSON
Broker, Realtor
847-363-1599
www.NorthShoreHomesOnline.com
Art.Wilson@cbexchange.com

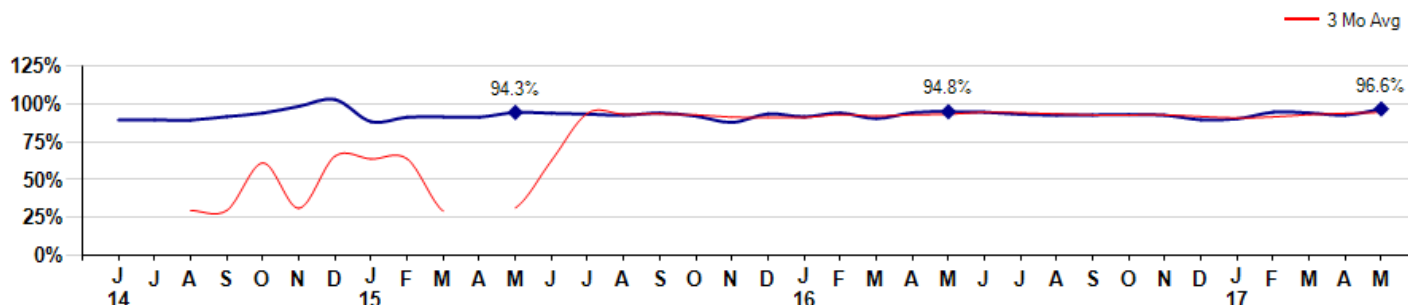


Price Range: 0 to 999999999 | Properties: Single Family Home, Townhome, Condo

Selling Price vs Listing Price

The Selling Price vs Listing Price reveals the average amount that Sellers are agreeing to come down from their list price. The lower the ratio is below 100% the more of a Buyer's market exists, a ratio at or above 100% indicates more of a Seller's market. The May 2017 Selling Price vs List Price of 96.6% was up from 92.6% last month and up from 94.8% in May of last year.

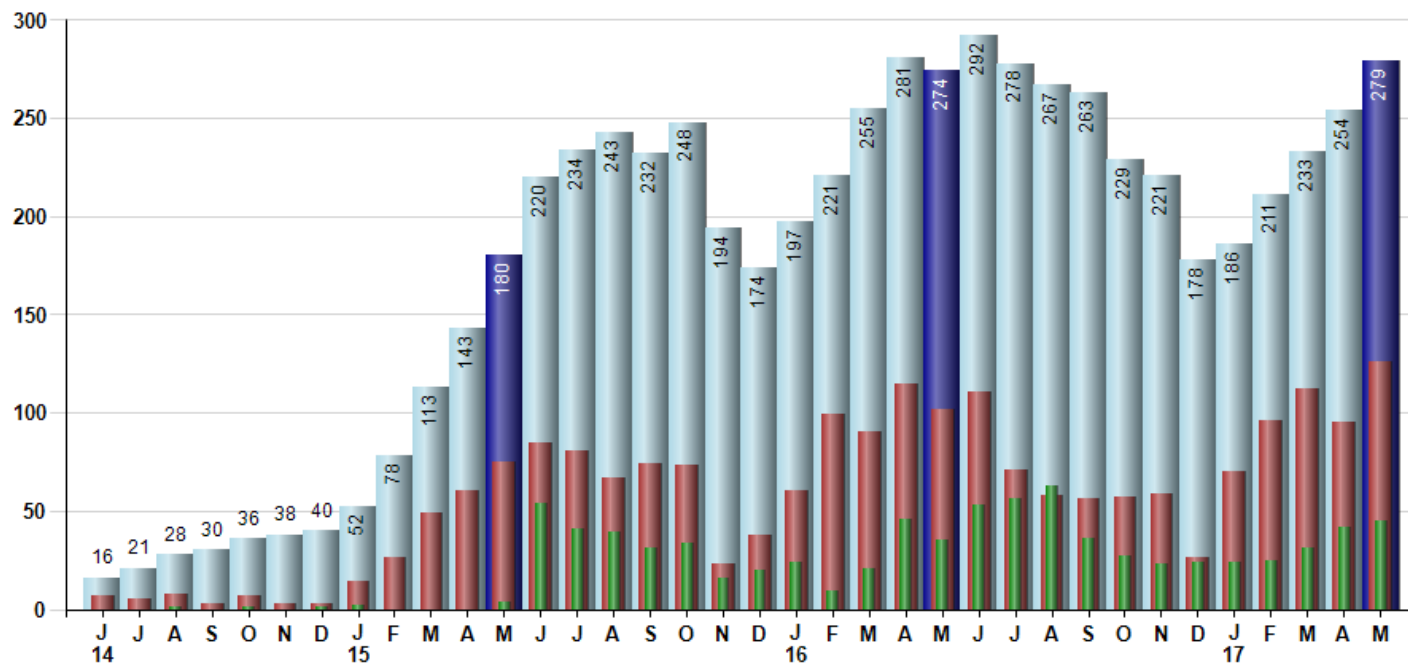
Avg Selling Price divided by Avg Listing Price for sold properties during the month



Inventory / New Listings / Sales

This last view of the market combines monthly inventory of Properties for sale along with New Listings and Sales. The graph shows the basic annual seasonality of the market as well as the relationship between these items. The number of New Listings in May 2017 was 126, up 32.6% from 95 last month and up 23.5% from 102 in May of last year.

Inventory New Listings Sold



© 2017 Coldwell Banker Real Estate LLC. All Rights Reserved. Coldwell Banker Residential Brokerage fully supports the principles of the Fair Housing Act and the Equal Opportunity Act. Coldwell Banker Residential Brokerage is operated by a subsidiary of NRT LLC. Coldwell Banker and the Coldwell Banker Logo are registered service marks owned by Coldwell Banker Real Estate LLC.

Based on information from Midwest Real Estate Data LLC for the period 6/1/2014 through 5/31/2017. Due to MLS reporting methods and allowable reporting policy, this data is only informational and may not be completely accurate. Therefore, Coldwell Banker Residential Brokerage does not guarantee the data accuracy. Data maintained by the MLS's may not reflect all real estate activity in the market.



MARKET ACTION REPORT

May 2017

MLS Area: Deerfield, Bannockburn, Riverwoods



ART WILSON
 Broker, Realtor
 847-363-1599
 www.NorthShoreHomesOnline.com
 Art.Wilson@cbexchange.com



Price Range: 0 to 999999999 | Properties: Single Family Home, Townhome, Condo

	J 14	J	A	S	O	N	D	J 15	F	M	A	M	J	J	A	S	O	N	D	J 16	F	M	A	M	J	J	A	S	O	N	D	J 17	F	M	A	M
Homes Sold	0	0	1	0	1	0	1	2	0	0	0	4	54	41	39	31	34	16	20	24	9	21	46	35	53	56	63	36	27	23	24	24	25	31	42	45
3 Mo. Roll Avg			0	0	1	0	1	1	1	1	0	1	19	33	45	37	35	27	23	20	18	18	25	34	45	48	57	52	42	29	25	24	24	27	33	39

(000's)	J 14	J	A	S	O	N	D	J 15	F	M	A	M	J	J	A	S	O	N	D	J 16	F	M	A	M	J	J	A	S	O	N	D	J 17	F	M	A	M
Median Sale Price	0	0	893	0	750	0	419	1,035	0	0	0	725	461	400	470	431	413	263	381	445	412	445	405	412	435	433	440	448	445	510	439	545	498	478	496	464
3 Mo. Roll Avg			298	298	548	250	390	485	485	345	0	242	395	529	443	434	438	369	352	363	413	434	421	421	417	427	436	440	444	468	465	498	494	507	490	479

	J 14	J	A	S	O	N	D	J 15	F	M	A	M	J	J	A	S	O	N	D	J 16	F	M	A	M	J	J	A	S	O	N	D	J 17	F	M	A	M
Inventory	16	21	28	30	36	38	40	52	78	113	143	180	220	234	243	232	248	194	174	197	221	255	281	274	292	278	267	263	229	221	178	186	211	233	254	279
MSI	0	0	28	0	36	0	40	26	0	0	0	45	4	6	6	7	7	12	9	8	25	12	6	8	6	5	4	7	8	10	7	8	8	8	6	6

	J 14	J	A	S	O	N	D	J 15	F	M	A	M	J	J	A	S	O	N	D	J 16	F	M	A	M	J	J	A	S	O	N	D	J 17	F	M	A	M
Days On Market	0	0	47	0	36	0	17	39	0	0	0	27	52	40	72	44	48	66	45	85	65	89	45	58	51	59	62	54	58	60	95	70	50	77	84	31
3 Mo. Roll Avg			16	16	28	12	18	19	19	13	0	9	26	40	55	52	55	53	53	65	65	80	66	64	51	56	57	58	58	57	71	75	72	66	70	64

	J 14	J	A	S	O	N	D	J 15	F	M	A	M	J	J	A	S	O	N	D	J 16	F	M	A	M	J	J	A	S	O	N	D	J 17	F	M	A	M
Price per Sq Ft	0	0	217	0	200	0	161	227	0	0	0	232	200	212	210	201	192	169	191	188	200	186	195	199	207	200	189	203	202	195	199	212	208	198	207	219
3 Mo. Roll Avg			72	72	139	67	120	129	129	76	0	77	144	215	207	208	201	187	184	183	193	191	194	193	200	202	199	197	198	200	199	202	206	206	204	208

	J 14	J	A	S	O	N	D	J 15	F	M	A	M	J	J	A	S	O	N	D	J 16	F	M	A	M	J	J	A	S	O	N	D	J 17	F	M	A	M
Sale to List Price	0.000	0.000	0.893	0.000	0.939	0.000	1.028	0.882	0.000	0.000	0.000	0.943	0.938	0.932	0.924	0.939	0.919	0.878	0.934	0.915	0.940	0.903	0.942	0.948	0.945	0.931	0.924	0.926	0.929	0.925	0.895	0.901	0.945	0.940	0.926	0.966
3 Mo. Roll Avg			0.298	0.298	0.611	0.313	0.656	0.637	0.637	0.294	0.000	0.314	0.627	0.938	0.931	0.932	0.927	0.912	0.910	0.909	0.930	0.919	0.928	0.931	0.945	0.941	0.933	0.927	0.926	0.927	0.916	0.907	0.914	0.929	0.937	0.944

	J 14	J	A	S	O	N	D	J 15	F	M	A	M	J	J	A	S	O	N	D	J 16	F	M	A	M	J	J	A	S	O	N	D	J 17	F	M	A	M
New Listings	7	5	8	3	7	3	3	14	26	49	60	75	85	81	67	74	73	23	38	60	99	90	115	102	111	71	58	56	57	59	26	70	96	112	95	126
Inventory	16	21	28	30	36	38	40	52	78	113	143	180	220	234	243	232	248	194	174	197	221	255	281	274	292	278	267	263	229	221	178	186	211	233	254	279
Sales	0	0	1	0	1	0	1	2	0	0	0	4	54	41	39	31	34	16	20	24	9	21	46	35	53	56	63	36	27	23	24	24	25	31	42	45

(000's)	J 14	J	A	S	O	N	D	J 15	F	M	A	M	J	J	A	S	O	N	D	J 16	F	M	A	M	J	J	A	S	O	N	D	J 17	F	M	A	M
Avg Sale Price	0	0	893	0	750	0	419	1,035	0	0	0	855	535	559	611	497	602	364	362	542	466	466	513	474	497	516	483	437	480	517	508	570	544	515	554	522
3 Mo. Roll Avg			298	298	548	250	390	485	485	345	0	285	463	650	568	556	570	488	443	423	457	491	482	484	495	496	499	479	467	478	502	532	541	543	537	530

© 2017 Coldwell Banker Real Estate LLC. All Rights Reserved. Coldwell Banker Residential Brokerage fully supports the principles of the Fair Housing Act and the Equal Opportunity Act. Coldwell Banker Residential Brokerage is operated by a subsidiary of NRT LLC. Coldwell Banker and the Coldwell Banker Logo are registered service marks owned by Coldwell Banker Real Estate LLC.

Based on information from Midwest Real Estate Data LLC for the period 6/1/2014 through 5/31/2017. Due to MLS reporting methods and allowable reporting policy, this data is only informational and may not be completely accurate. Therefore, Coldwell Banker Residential Brokerage does not guarantee the data accuracy. Data maintained by the MLS's may not reflect all real estate activity in the market.

