

MLS Area: *Lincolnshire*

ART WILSON
 BROKER ASSOCIATE
 847-363-1599
 WWW.NorthShoreHomesOnline.com
 ART.WILSON@CBEXCHANGE.COM



Price Range: All | Properties: Single Family - Condo - TwnHm

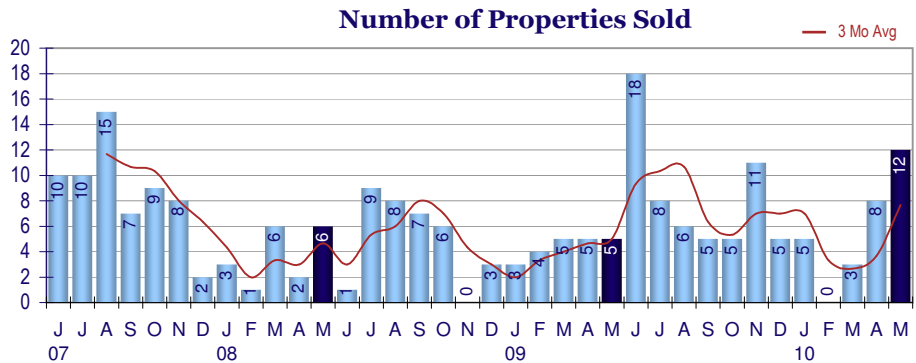
Market Profile & Trends Overview

	Month	Trending versus*:				YTD	Trending versus*:	
		LM	L3M	PYM	LY		Prior YTD	Prior Year
Median List Price of all Current Listings	\$549,000	↔		↓				
Average List Price of all Current Listings	\$649,276	↓		↓				
May Median Sales Price	\$416,250	↑	↔	↑	\$428,000	↑	↓	
May Average Sales Price	\$453,948	↑	↓	↑	\$473,281	↑	↔	
Total Properties Currently for Sale (Inventory)	141	↑		↑				
May Number of Properties Sold	12	↑		↑	28	↑		
May Average Days on Market (Solds)	112	↓	↓	↓	129	↓	↓	
May Month's Supply of Inventory	11.8	↓	↓	↓	25.6	↓	↑	
May Sale Price vs List Price Ratio	88.4%	↓	↑	↑	85.7%	↑	↑	

* LM=Last Month / L3M=Last 3 Months / PYM=Same Month Prior Year / LY=Last Year (2009) / YTD = Year-to-date | Arrows indicate if Month / YTD values are higher (up), lower (down) or unchanged (flat)

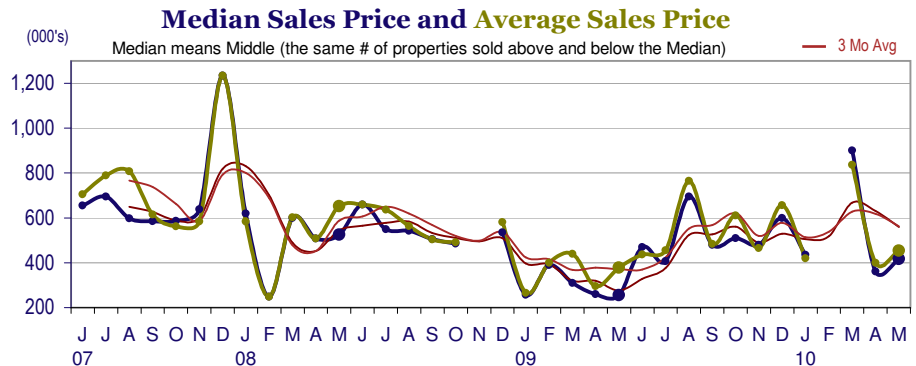
Property Sales

May Property sales were 12, up 140.0% from 5 in May of 2009 and 50.0% higher than the 8 sales last month. May 2010 sales were at their highest level compared to May of 2009 and 2008. May YTD sales of 28 are running 27.3% ahead of last year's year-to-date sales of 22.



Prices

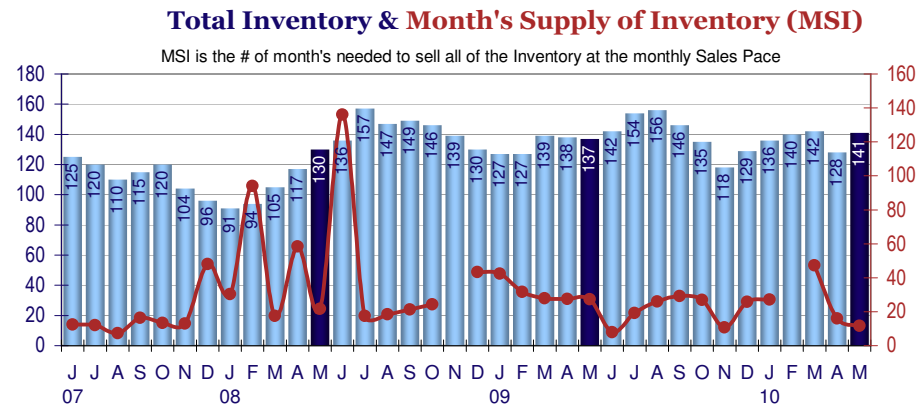
The Median Sales Price in May was \$416,250, up 63.2% from \$255,000 in May of 2009 and up 15.1% from \$361,500 last month. The Average Sales Price in May was \$453,948, up 19.9% from \$378,500 in May of 2009 and up 13.6% from \$399,500 last month. May 2010 ASP was at a mid range compared to May of 2009 and 2008.



Inventory & MSI

The Total Inventory of Properties available for sale as of May was 141, up 10.2% from 128 last month and up 2.9% from 137 in May of last year. May 2010 Inventory was at its highest level compared with May of 2009 and 2008.

A comparatively lower MSI is more beneficial for sellers while a higher MSI is better for buyers. The May 2010 MSI of 11.8 months was at its lowest level compared with May of 2009 and 2008.



MLS Area: *Lincolnshire*

ART WILSON
 BROKER ASSOCIATE
 847-363-1599
 WWW.NorthShoreHomesOnline.com
 ART.WILSON@CBEXCHANGE.COM

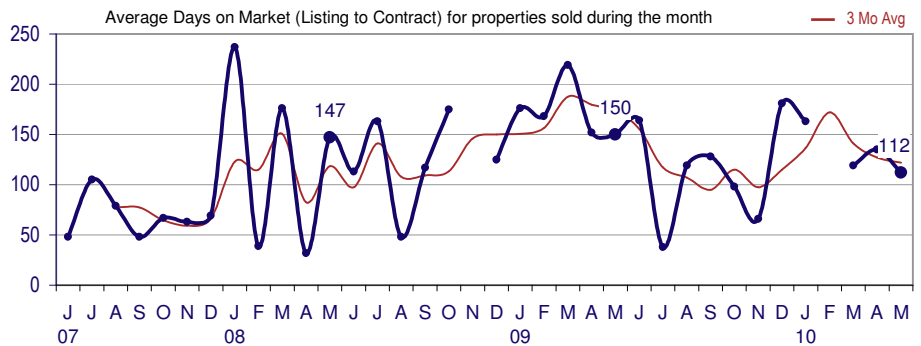


Price Range: All | Properties: Single Family - Condo - TwnHm

Market Time

The average Days On Market (DOM) shows how many days the average Property is on the market before it sells. An upward trend in DOM tends to indicate a move towards more of a Buyer's market, a downward trend a move towards more of a Seller's market. The DOM for May was 112, down -17.0% from 135 days last month and down -25.3% from 150 days in May of last year. The May 2010 DOM was at its lowest level compared with May of 2009 and 2008.

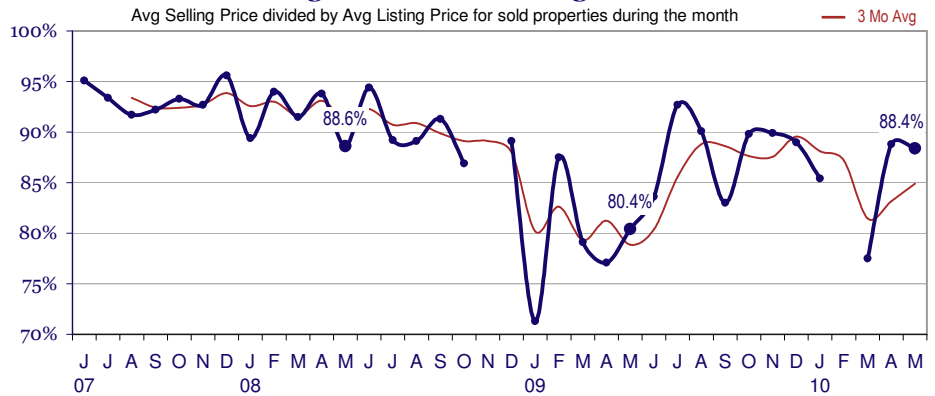
Days On Market for Sold Properties



Selling Price vs Original Listing Price

The Selling Price vs Original Listing Price reveals the average amount that Sellers are agreeing to come down from their original list price. The lower the ratio is below 100% the more of a Buyer's market exists, a ratio at or above 100% indicates more of a Seller's market. The May 2010 Selling Price vs Original List Price of 88.4% was down from 88.8% last month and up from 80.4% in May of last year.

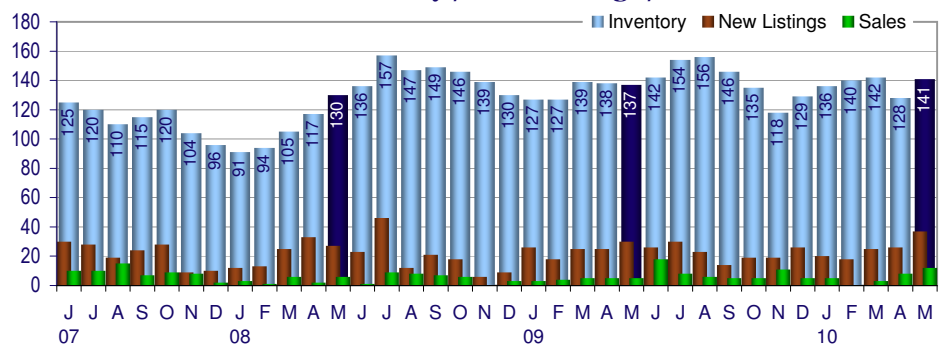
Selling Price versus Listing Price Ratio



Inventory / New Listings / Sales

This last view of the market combines monthly inventory of Properties for sale along with New Listings and Sales. The graph shows the basic annual seasonality of the market as well as the relationship between these items. The number of New Listings in May 2010 was 37, up 42.3% from 26 last month and up 23.3% from 30 in May of last year.

Inventory / New Listings / Sales



Copyright © Coldwell Banker Residential Brokerage | Price Range: All | Property Types: Single Family - Condo - TwnHm

Data is provided courtesy of Midwest Real Estate Data, LLC, MetroMLS and may not reflect all relevant real estate activity. Coldwell Banker Residential Brokerage does not warrant or guarantee the accuracy of this information. It is the responsibility of any buyer or seller to verify any and all information relevant to such consumer's real estate transaction.

Inventory / Listings / Sales

MLS Area: Lincolnshire

May 2010

ART WILSON

BROKER ASSOCIATE

847-363-1599

WWW.NorthShoreHomesOnline.com

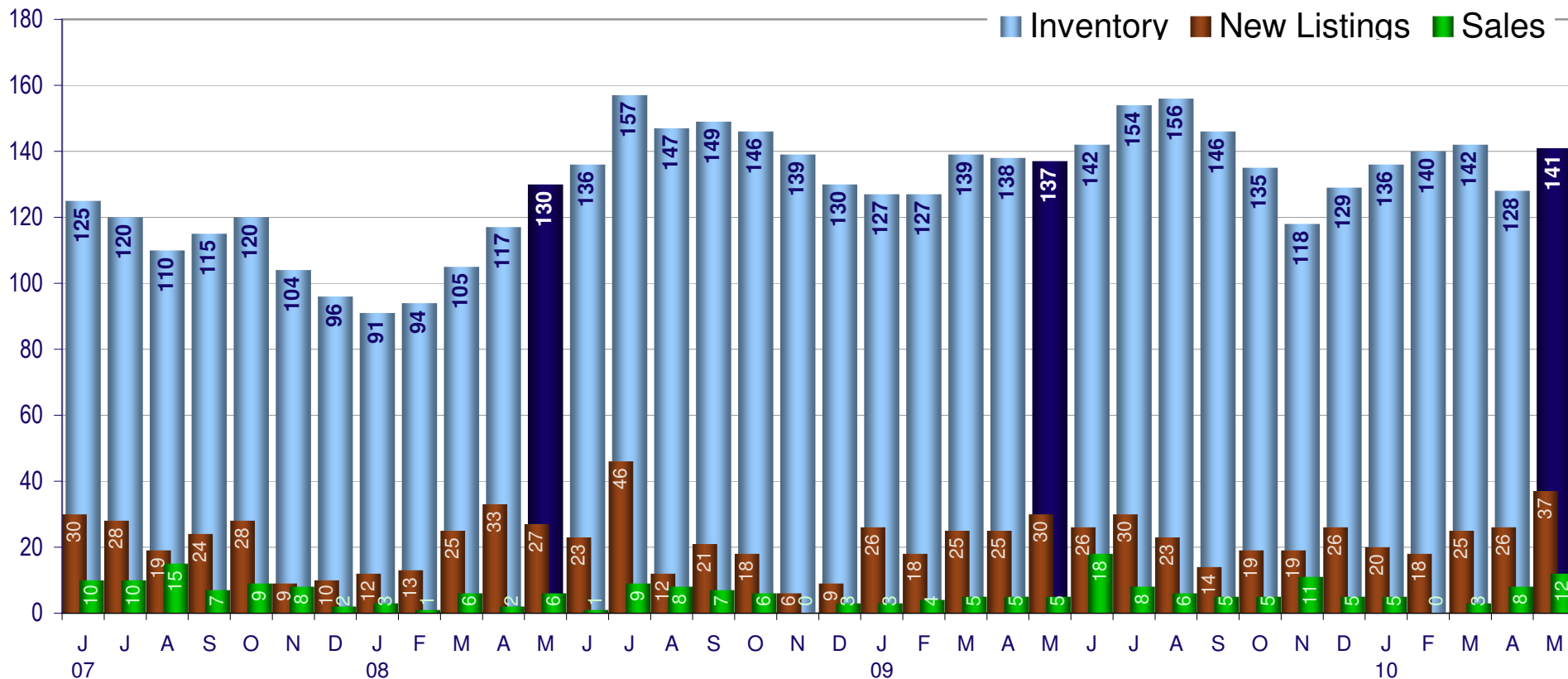
ART.WILSON@CBEXCHANGE.COM



Price Range: All | Properties: Single Family - Condo - TwnHm

Inventory / New Listings / Sales

This last view of the market combines monthly inventory of Properties for sale along with New Listings and Sales. The graph shows the basic annual seasonality of the market as well as the relationship between these items. The number of New Listings in May 2010 was 37, up 42.3% from 26 last month and up 23.3% from 30 in May of last year.



Copyright © Coldwell Banker Residential Brokerage | Price Range: All | Property Types: Single Family - Condo - TwnHm

Data is provided courtesy of Midwest Real Estate Data, LLC, MetroMLS and may not reflect all relevant real estate activity. Coldwell Banker Residential Brokerage does not warrant or guarantee the accuracy of this information. It is the responsibility of any buyer or seller to verify any and all information relevant to such consumer's real estate transaction.